

Current limitation

PULS

SLR10.108

- Input: AC 115V/230V, DC 240-375 V
- Output: 24 V/8 A
- Current limitation at 8 A
- N+1 redundancy, RDY relay contact
- Robust mechanics and EMC



CB
scheme
IEC60950

UL US
UL508 LISTED
IND. CONT. EQ.
18 W/M, 60°C

UL US
UL60950 E137005
CUL/CSA-C22.2
No 60950

CE
EMC and
Low Volt.
Directive

Data sheet

Input

Input voltage	AC100-120/220-240 V (switchable), 47-63 Hz (85-132 VAC / 176-264 VAC, 240-375 VDC)
Note:	At DC input, always leave the switch in the 230V position.
Input current	5 A (switch in 115V position) 2.3 A (switch in 230V position)
DCin at open output	8 mA (preserves battery sources)
Inrush current	typ. < 30 A at 264 V AC and cold start
Unit is internally fused (fuse not accessible). For external fusing of unit and for input line protection, use circuit breaker with B-characteristic 10A or slower action, or alternatively T10A HBC fuse.	
Transient handling	Transient resistance acc. to VDE 0160 / W2 (750 V / 1.3 ms), for all load conditions.
Hold-up time	> 30 ms at 196 VAC, 24 V / 8 A (see diagram overleaf)

Efficiency, Reliability etc.*

Efficiency	typ. 90 % (230 VAC, 24 V / 8 A)
Losses	typ. 21.3 W (230 VAC, 24 V / 8 A)
MTBF	390.000 h acc. to Siemensnorm SN 29500 (24 V/8 A, 230 VAC, T _{amb} = +40 °C)
Life cycle (electrolytics)	The unit exclusively uses longlife electrolytics specified for +105°C (cf. 'The SilverLine', p.2).

Start / Overload Behaviour

Start-up delay	typ. 0.1 s
Rise time	ca. 5-20 ms, depending on load

Overload Behaviour:

- No disconnection, no hiccup if overloaded
- Current limited to 8 A
- I_{out} (8 A) continuously delivered up to +70°C
- No 'sticking' such as can occur with fold-back characteristics

* For further information see data sheets „The SilverLine“, „SilverLine Family Branches“ and mechanics data sheet

Output

Rated output voltage	24 V DC ± 0.5%
Ambient temperature range T _{amb}	Operation: 0°C...+70°C Storage: -25°C...+85°C
Rated continuous loading with convection cooling	• T _{amb} =0°C - 70°C 24 V / 8 A
Output is protected against short circuit, open circuit and overload	
Voltage regulation	better than 2% V _{out} overall
Ripple / Noise	< 30 mV _{pp} , (20 MHz bandw., 50 Ω measurement.)
Overvolt. protection	typ. 35 V
Parallel operation	yes, current sharing on request
Front panel indicator	Green LED
RDY relay contact	• Type normally open contact • closes when output voltage > 22.1V ±4% • opens when output voltage < 19.8V ±4% • Electrical isolation 500V DC to output voltage • Contact rating 1A at 28V DC

Construction / Mechanics*

Housing dimensions and Weight

- W x H x D 120 mm x 124 mm x 102 mm (+ DIN Rail)
- Free space for ventilation above/below 25 mm recommended left/right 15 mm recommended
- Weight 980 g

Design advantages:

- Input and output pluggable by means of Combicon® plug connector

Order information

Order number	Description
SLR10.108	
SLZ01	Screw mounting set, two needed per unit

For further information, especially about

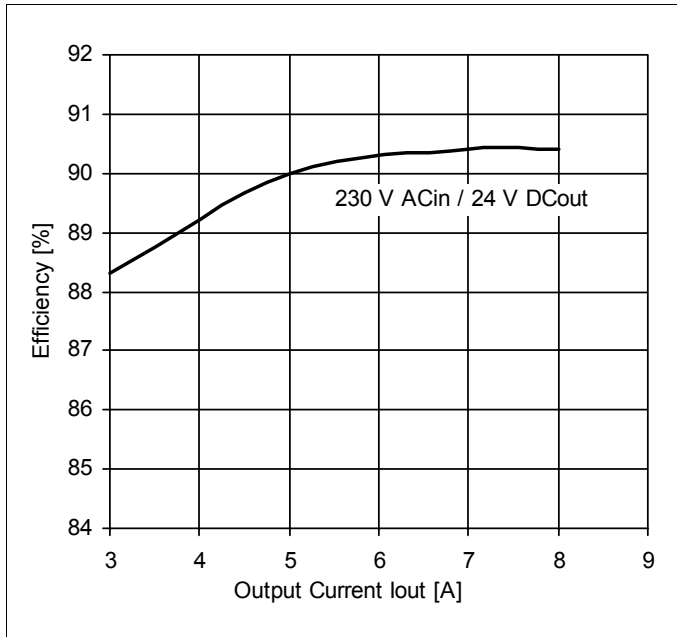
- EMC
- Connections
- Safety, Approvals
- Mechanics and Mounting,

see page 2 of the „The SilverLine“ data sheet.

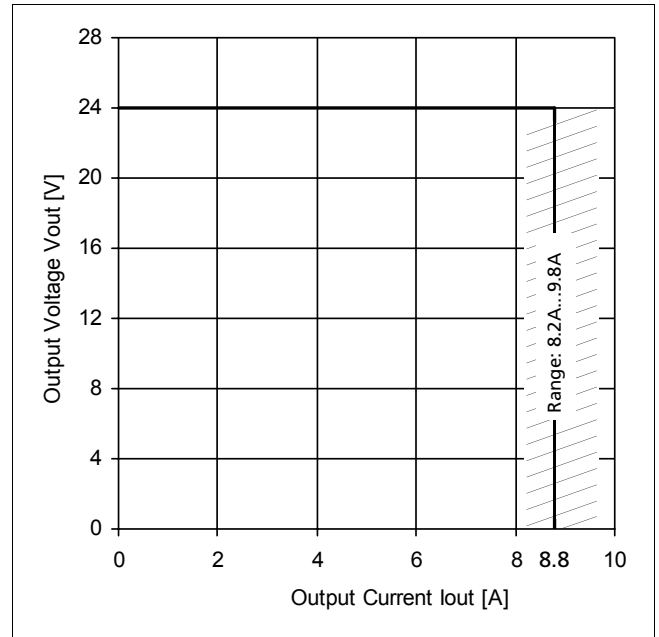
For detailed dimensions

see SilverLine mechanics data sheet SLR2.5/ 5/ 10

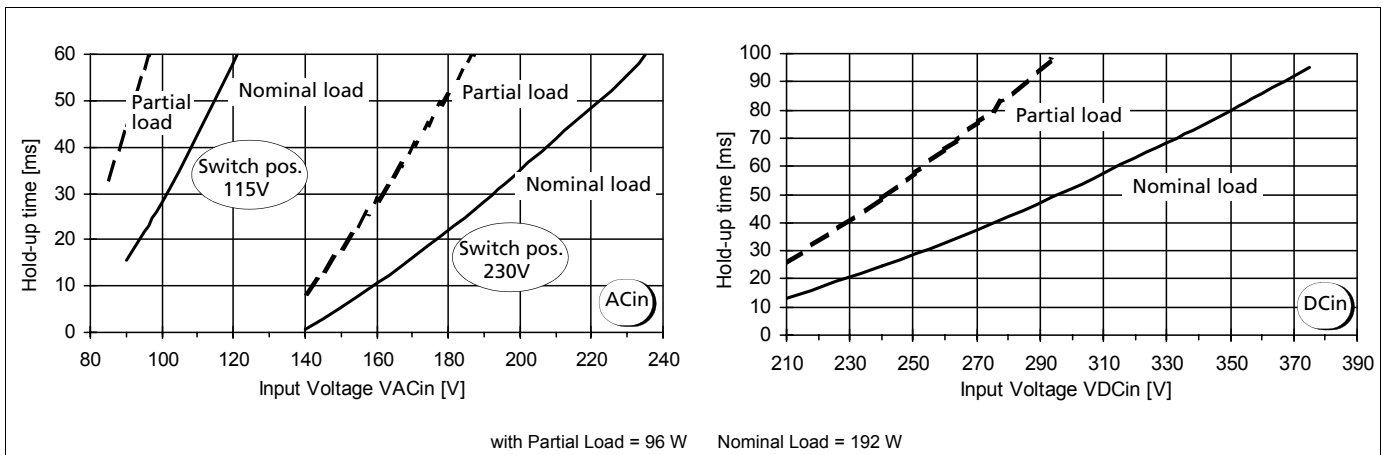
Efficiency (typ.)



Output characteristic (typ.)



Hold-up time (typ., at V_{out}=24V)



Unless otherwise stated, specifications are valid for AC 230V input voltage, +25°C ambient temperature, and 5 min. run-in time. They are subject to change without prior notice.

Your partner in power supply:



PULS GmbH
 Arabellastraße 15
 D-81925 München
 Tel.: +49 89 9278-0
 Fax: +49 89 9278-199
 www.puls-power.com

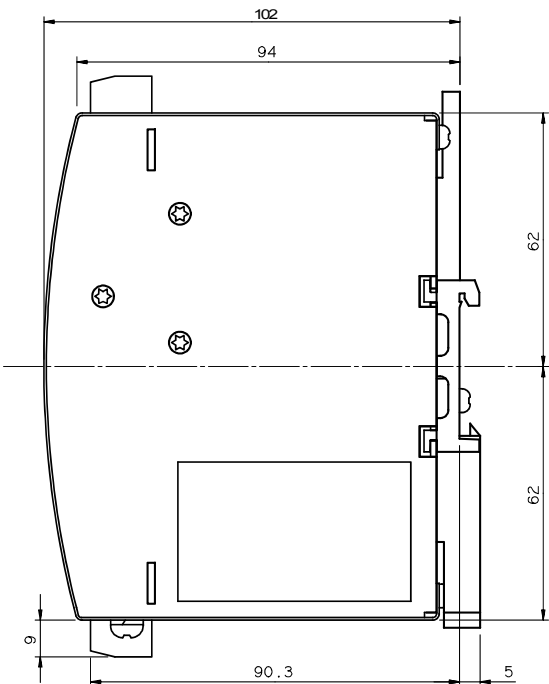
SLR2.5 /SLR5 / SLR10

- Innovative DIN-Rail mount, unit holds even at vibration or lateral pressure
- Clearly arranged and user oriented
- Large, robust plug connectors
- Sealed metal housing
- Fine ventilating grid

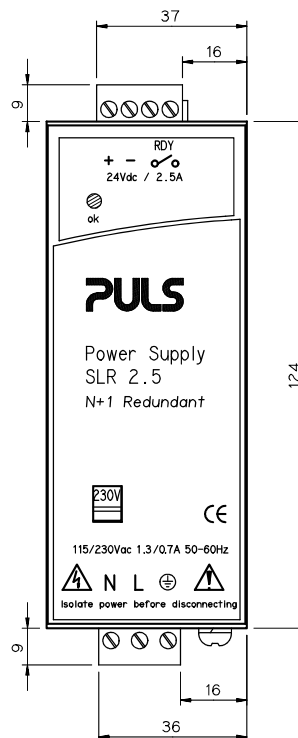


Data sheet

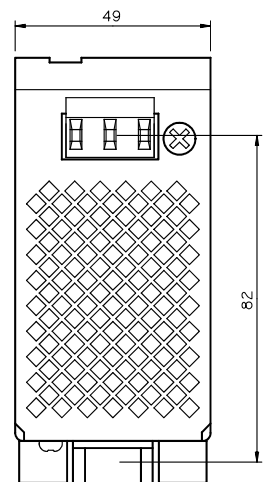
Side view SLR2.5



Front view SLR2.5



Bottom view SLR2.5



Construction / Mechanics

Unit	Housing dimensions and Weight		Free space for ventilation		
	W x H x D [mm]	weight	left	above/below	right
• SLR2.5	49 x 124 x 102	470 g	0 mm	25 mm each	10 mm
• SLR5.100	64 x 124 x 102	620 g	15 mm	25 mm each	15 mm
• SLR10.10	120 x 124 x 102	980 g	15 mm	25 mm each	15 mm

Overall depth = depth value as mentioned + DIN rail depth

Robust metal housing with fine ventilat. grid (◇ 3,5 mm, IP20), to keep out small parts (e.g. screws)

Mounting	on DIN-Rail (TS35/7.5 or TS35/15, 1...1.5 mm thick), thus
	<ul style="list-style-type: none"> • Simple snap-on system • Sits safely and firmly on the DIN-Rail • No tools required to remove
	or backplane-mounted (two optional screw mounting sets SLZ01 required)

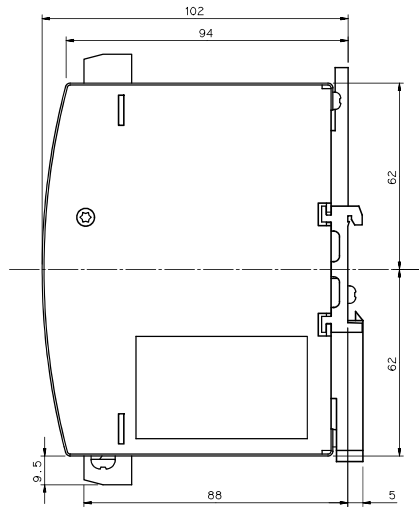

Connections

Connections	stable plug connectors, connector size range: 0.2 – 2.5 mm ²
• Input	0.2 – 2.5 mm ² , SLR10: 0.2 – 4 mm ²
• Output	
• Current handling capacity	12 A each (SLR10: 20 A each)
• Grid	7.62 mm (input) / 5.08 mm (output) distance between adjacent connectors
	SLR10: 7.62 mm (output)
Design advantages:	<ul style="list-style-type: none"> • All connection blocks are easy to reach as mounted at the front panel. • Input and output are strictly apart from each other and so cannot be mixed up

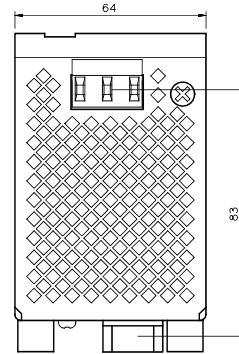
Order information

Order number	Description
SLR2.5: 24V/2.5A	
SLR5.100: 24V/5A	
SLR10.100: 24V/10A	
SLZ01	Screw mounting set, two needed per unit

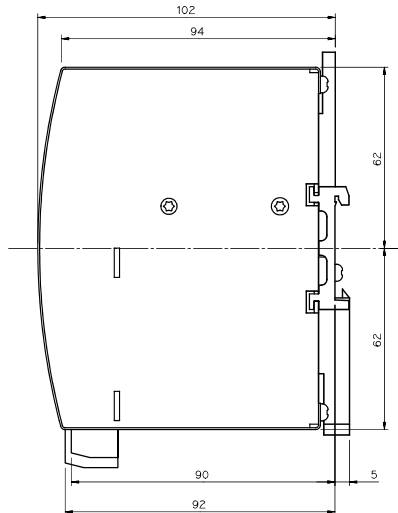
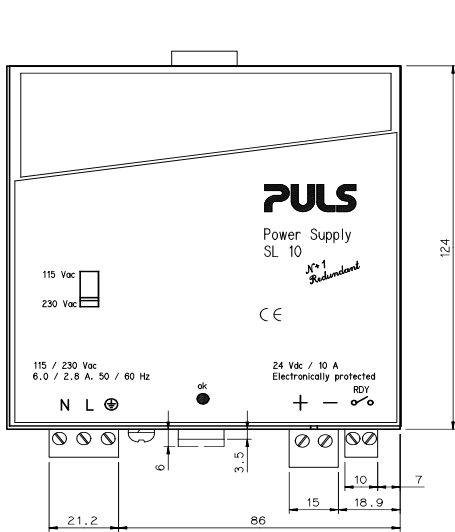
**Side view and front view
SLR5.100**



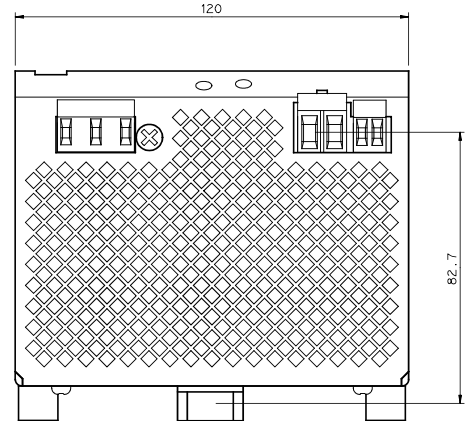
**Bottom view
SLR5.100**



**Side view and front view
SLR10.100**



**Bottom view
SLR10.100**



his 'mechanics data sheet' exclusively deals with the mechanical properties of the product. For further information (especially concerning electrical properties), please refer to the generic data sheet of the SLR2.5, SLR5.100 and SLR10.100 and to the basic data sheet „The SilverLine“ dealing with common features of all SilverLine units. This data sheet is subject to change without prior notice.

Your partner in power supply:



PULS GmbH
 Arabellastraße 15
 D-81925 München
 Tel.: +49 89 9278-0
 Fax: +49 89 9278-199
 www.puls-power.com